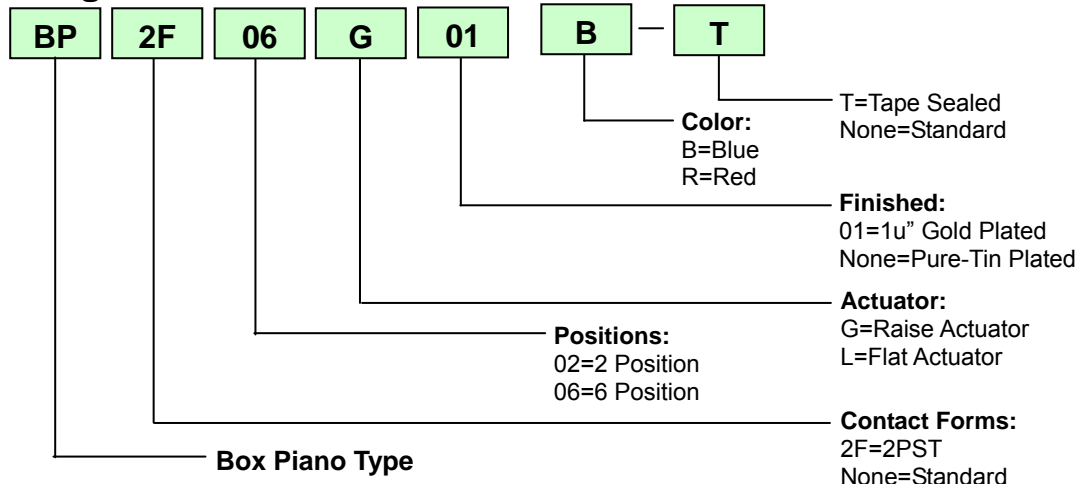


Ordering Information:



Specifications

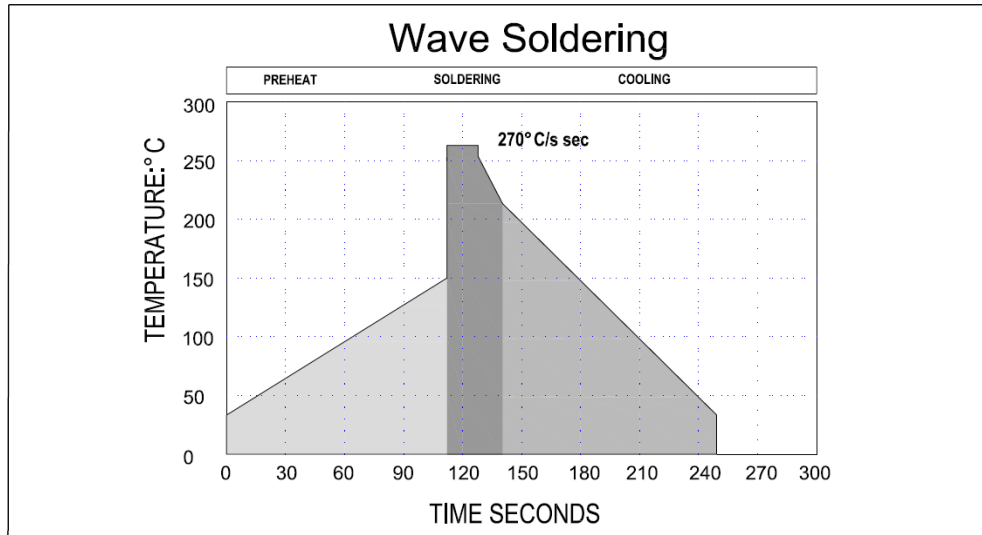
◆ Contact Rating	Switching..... 25mA, 24VDC Non-Switching.....100mA, 50VDC
◆ Contact Resistance	Initial.....50mΩ Max. After Life Test.....100mΩ Max.
◆ Insulation Resistance100MΩ Min. at 500VDC
◆ Dielectric Strength500VAC / 1 minute
◆ Operation Force1,000g max
◆ Mechanical Life 5,000 cycles (Min.)
◆ Electrical Life 2,000 cycles / 25mA, 24VDC
◆ Operation Temperature-40°C ~ +85°C
◆ Storage Temperature-40°C ~ +85°C

Soldering Information

- ◆ **Hand Soldering**
Soldering iron 30W or under at 350°C for 3 sec max or at 270°C for 5 sec max.
- ◆ **Wave Soldering**
For lead free wave solder simulation of typical components, the solder bath temperature shall be maintained to 275°C.
The hold time in the solder shall be 10 +2/-0 seconds.
- ◆ Keep all actuators in "OFF" position during soldering and cleaning process.

MODEL	SPECIFICATION RoHS Compliant DIP SWITCH	REV.002	Page
BP series Box Piano Type			2/5

Classification Wave Soldering Profiles



Maximum dwell time in the solder wave (270°C) shall not exceed 5 seconds.

Switch Operation and Taping

- (1) Use tweezers for operation.
- (2) Flux cleaning should be done without removing the Tape.
- (3) If the tape is removed, it adheres less than before when it is placed back on, possibly causing flux inflow
- (4) Ultrasonic cleaning not re-commended.

※ All switches must set in OFF position when through Soldering process.

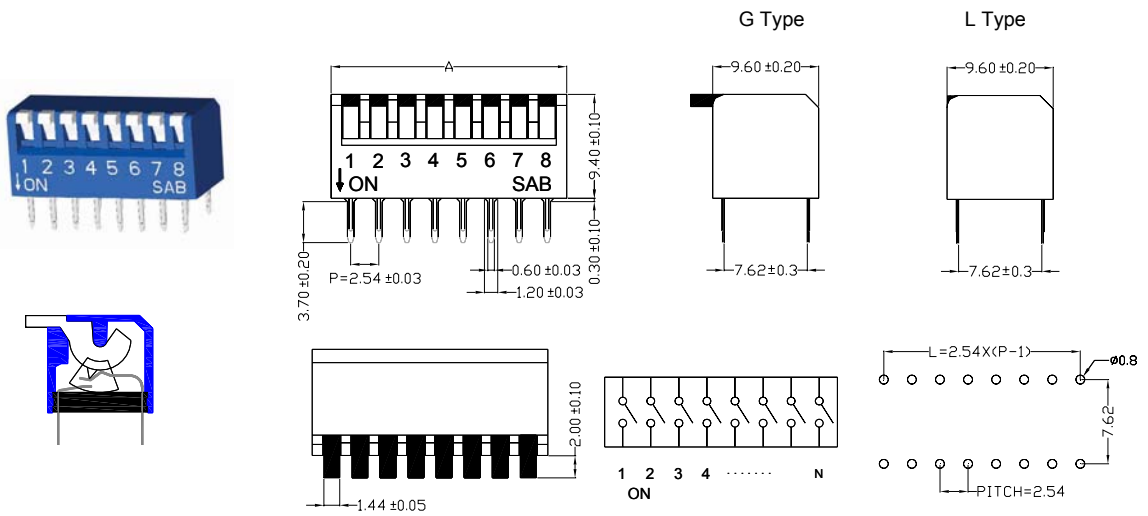
※ Any flux enters the switch may influence contact function.

MODEL	SPECIFICATION RoHS Compliant DIP SWITCH	REV.003	Page
BP series Box Piano Type			3/5

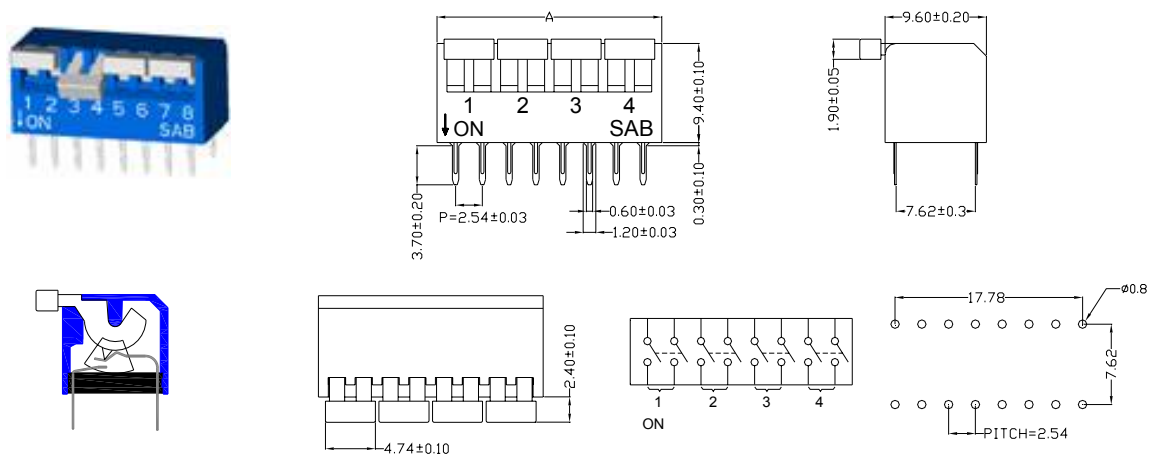
Materials:

- ◆ CoverPBT (UL 94V-0), Blue / Red /Black
- ◆ BasePA66 (UL 94V-0), Black
- ◆ ActuatorPA66 (UL 94V-0), White
- ◆ ContactGold Plated
- ◆ Terminal40u" +/-10u" Nickel Cover (Pure) Tin Plated
.....40u" +/-10u" Nickel Cover 1u" Gold-Plated
- ◆ TapePolyester Film

BP



BP2F



MODEL	SPECIFICATION RoHS Compliant DIP SWITCH	REV.004	Page
BP series Box Piano Type			4/5

Part Number Table:

BP

No. Pos.	Dim. "A"	Through Hole Raise Actuator Blue Tube Package	Raise Actuator 1u" Gold Plated Red Tube Package
1	3.54	BP01GB	BP01G01R
2	6.08	BP02GB	BP02G01R
3	8.62	BP03GB	BP03G01R
4	11.16	BP04GB	BP04G01R
5	13.70	BP05GB	BP05G01R
6	16.24	BP06GB	BP06G01R
7	18.78	BP07GB	BP07G01R
8	21.32	BP08GB	BP08G01R
9	23.86	BP09GB	BP09G01R
10	26.40	BP10GB	BP10G01R
12	31.48	BP12GB	BP12G01R

BP2F

No. Pos.	Dim. "A"	Through Hole Raise Actuator Red Tube Package	Raise Actuator 1u" Gold Plated Blue Tube Package
1	6.08	BP2F01GR	BP2F01G01B
2	11.16	BP2F02GR	BP2F02G01B
3	16.24	BP2F03GR	BP2F03G01B
4	21.32	BP2F04GR	BP2F04G01B
5	26.40	BP2F05GR	BP2F05G01B
6	31.48	BP2F06GR	BP2F06G01B

Tube Package:

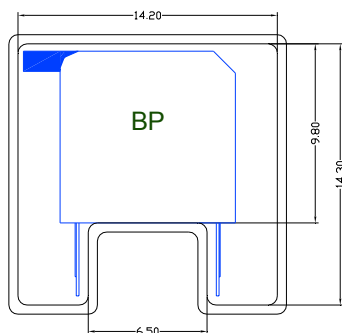
◆ **BP**

POLE	1	2	3	4	5	6	7	8	9	10	12
TUBE	144	85	61	47	38	32	28	24	22	20	16
BOX	11520	6800	4880	3760	3040	2560	2240	1920	1760	1600	1280
CTN 1	23040	13600	9760	7520	6080	5120	4480	3840	3520	3200	2560
CTN 2	46080	27200	19520	15040	12160	10240	8960	7680	7040	6400	5120

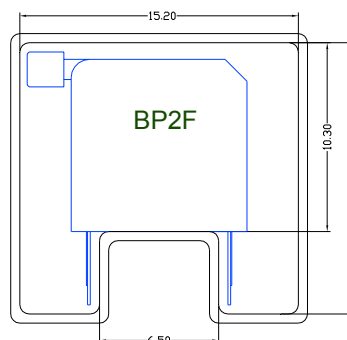
◆ **BP2F**

POLE	1	2	3	4	5	6
TUBE	85	47	32	24	20	16
BOX	6800	3760	2560	1920	1600	1280
CTN 1	13600	7520	5120	3840	3200	2560
CTN 2	27200	15040	10240	7680	6400	5120

BP



BP2F



MODEL	SPECIFICATION RoHS Compliant DIP SWITCH	REV.005	Page
BP series Box Piano Type			5/5

Box Dimension:

◆ Tube56cm × 12cm × 12cm

Carton Dimension:

◆ Tube CTN 1 / 2 Boxes.....58.5cm x 26.5cm x 16cm

CTN 2 / 4 Boxes.....58.5cm x 26.5cm x 24cm